

RH EXTEND



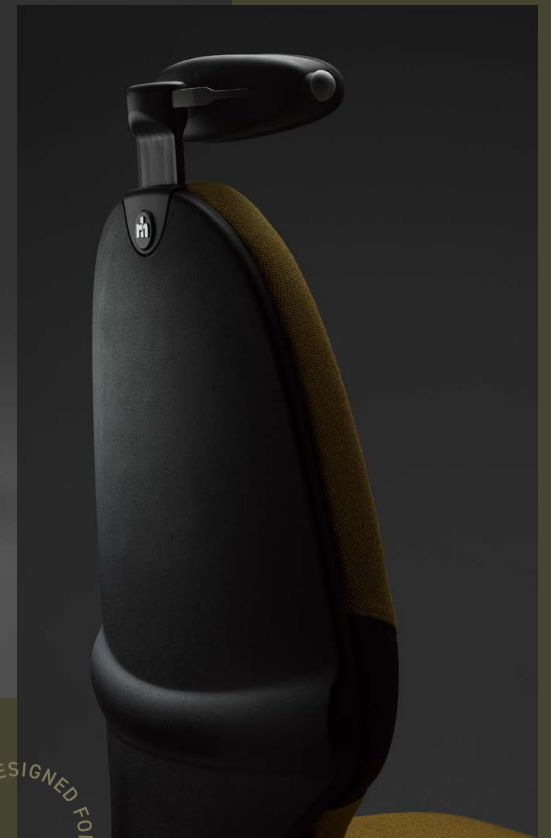
DESIGNED FOR HUMAN PERFORMANCE





RH EXTEND

This elegant office chair is as user-friendly as it is ergonomic. RH Extend is designed to give your body the best possible support and relaxation, while at the same time encouraging you to move around. RH Extend is easily adjustable to give everyone a unique working position. RH Extend is also available in ESD editions.



DESIGNED FOR HUMAN PERFORMANCE

The RH Extend is a high-performance ergonomic work tool. Its intuitive design makes it the ideal choice for today's everchanging workplace. The Extend range comes in two sizes – medium and large – and with two mechanism options ensuring the perfect fit for any organisational need.



INTUITIVE DESIGN



HOW THE RH EXTEND WORKS



DESIGNED FOR HUMAN PERFORMANCE



ADJUSTABLE BY HEIGHT AND DEPTH, SUPPORTS NECK AND RELIEVES THE BODY

TVEDT CUSHION ENCOURAGES OPEN POSTURE

TAPERED SHAPE ALLOWS FOR ARM AND SHOULDER MOVEMENT

SOFT CURVE KEEPS BACK IN UPRIGHT POSITION, MOBILIZING ARMS AND SHOULDERS

ADJUSTABLE BACK-REST ANGLE PROVIDES SUPPORT IN ANY POSITION
*MODELL 200 & 220

DISTINCT WAIST PROVIDES LUMBAR SUPPORT

THE SEAT PROVIDES EXCELLENT SUPPORT AND HAS A WATER-FALL EDGE TO REDUCE PRESSURE ON THE UNDERSIDE OF THE THIGHS, AIDING CIRCULATION

ADJUSTABLE ARMRESTS SUPPORT NECK AND SHOULDERS

INFINITELY ADJUSTABLE TILT MECHANISM, WITH A SMOOTH ACTION THAT CAN BE LOCKED IN ANY CHOSEN POSITION

RAISED BASE AND CURVED ARMS HELPS KEEP FEET FIRMLY ON THE FLOOR

A FUNCTIONAL CHAIR AT A COMFORTABLE PRICE

The RH Extend is a high-performance ergonomic work tool. Its intuitive design makes it the ideal choice for today's everchanging workplace. The Extend range comes in two sizes – medium and large – and with two mechanism options ensuring the perfect fit for any organisational need. The fact that it is also among the very best of environmentally sound chairs available makes it an even more compelling proposal.

RH Extend follows your slightest movement – regardless of working position. The chair maintains its basic settings regardless of whether you lean forwards or backwards or whether you lock or release the tilt mechanism – a practical and simple alternative when several people use the same chair.

RH Extend 200 and 220 has a separate back angle adjustment. The back of the chair can be angled precisely according to individual preference, making this a uniquely adjustable and user-friendly chair.



LONG LASTING & SUSTAINABLE



DESIGNED FOR HUMAN PERFORMANCE



All chairs from RH are as kind to the environment as they are good for the body. Like all our chairs, the RH Extend is recyclable. Many of its components are made from recycled materials, our manufacturing processes use low energy technology.

The seat and backrest pads are exchangeable - so you will not need to replace your chair just because the upholstery needs to be changed. This benefits both your wallet and the environment.

CERTIFICATES

- EN 1335
- IEC 61340 (ESD)
- BS 5459
- MÖBELFAKTA
- EPD, ISO 14025
- GREENGUARD



With RH Extend, you can choose between a number of features such as two different back rests and a wide range of colours, fabrics and stitching. Bases and castors are also available in different colours and materials.

Configure your own RH Extend at flokk.com/rh

RH EXTEND 120 & 220

RH Extend 120 & 220 has large back and comes as standard with castors for soft floors and base in silver aluminium. The back of model RH Extend 220 can be angled precisely according to individual preference. Adjustment controls are easy to understand, reachable and visibly while seated. It can also be enhanced with a range of options and accessories.

RH EXTEND 100 & 200

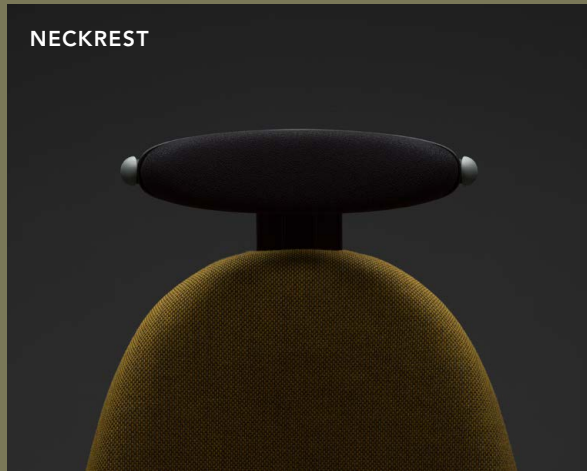
RH Extend 100 & 200 has medium back and comes as standard with castors for soft floors and base in silver aluminium. The back of model RH Extend 200 can be angled precisely according to individual preference. Adjustment controls are easy to understand, reachable and visibly while seated. It can also be enhanced with a range of options and accessories.

The back of model RH Extend 200 & 220 the chair can be angled precisely according to individual preference, making this a uniquely adjustable and user-friendly chair.


Optional upholstery choice: Uniform, no black contrast fabric on seat and back.



OPTIONS



DESIGNED FOR HUMAN PERFORMANCE



A wide range of options and accessories are available for RH Extend. Include them when you order your chair or add them along the way.

For more info about RH Extend ESD models and options see www.flokk/rh/rhextend



[FLOK.COM/RH](https://flok.com/rh)