

Map Table

Edward Barber & Jay Osgerby, 2011



Map Table

Map Table is a universal table system for situations requiring flexible configurations and optimal utilisation of space.

Through their experience with the architectural design and development of training and conference venues, Edward Barber and Jay Osgerby came to recognise the need for a new, simple table system. Modern, communication-based methods of presentation and learning require adaptable table configurations. Team meetings and workshops are generally conducted at smaller clusters of tables, while open discussions are suited to circular groupings and conventional presentations call for layouts

oriented to the speaker. The Map Table system is designed to satisfy these varying demands. The tables are quickly and easily rearranged and can be stacked if necessary.

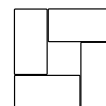
With its low-key functional aesthetic, Map Table is also well suited for use as a desk in home offices, which are rapidly gaining in importance in today's digital working world.



Edward Barber & Jay Osgerby

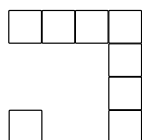
Edward Barber and Jay Osgerby studied architecture as fellow students at the Royal College of Art in London. Since that time, their collaborative work has probed the interface between industrial design, furniture design and architecture.

1	Map Table	7	Base additional elements and table connections	12	Dimensions, colours
2-5	Configurations				
6	Table shapes and surfaces	8-11	Table connections, positioning		



Area of use: Workshop

Map Table rectangular 150 x 75 cm used as individual tables where the configurations offer space for up to eight people and can be reconfigured at any time.



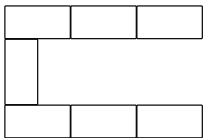
Area of use: Cafeteria

Map Table square 75 x 75 cm used as individual tables that can be flexibly positioned. Table connectors prevent the configurations from sliding apart.



Area of use: Training

Map Table rectangular 120 x 60 cm used as individual tables with castors; island arrangement enables you to work separately and as a group. Tested in accordance with DIN EN 1729-1/-2 Furniture for educational institutions



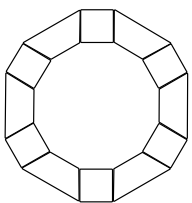
Area of use: event

Map Table rectangular 120 x 60 cm, placed in U formation for conferences.



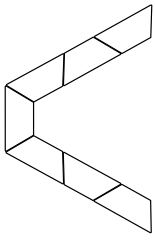
Area of use: Group work

Map Table trapezoid 150 x 65 cm with fixed connection via the column bases reduces the number of table legs and prevents the tables from sliding apart. Offers space for up to six people.



Area of use: Conference

Map Table trapezoid 150 x 65 cm and square 75 x 75 cm with connection via the column base and modesty panels.




Area of use: Video conference

Map Table trapezoid 150 x 6 cm with connection via the column bases and with modesty panels so that all participants are captured by the camera.



Area of use: Home Office

Map Table rectangular 150 x 75 cm available as a home workstation in melamine or veneer.



600 x 600 mm



750 x 750 mm



Square table top

Map Table square for use as a stand-alone table or for linking to the table tops square, rectangular and trapezoid; available in widths of 60 and 75 cm.



1200 x 600 mm

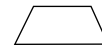


1500 x 750 mm




Rectangular table top

Map Table rectangular for use as a stand-alone table or for linking to the table tops rectangular, square and trapezoid; available in widths of 60 and 75 cm. Map Table is also available in the dimensions 1500 x 750 mm as a home desk version in veneer.



1200 x 520 mm

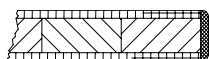


1500 x 650 mm



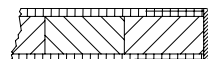

Trapezoid table top

Map Table trapezoid for use as a stand-alone table or for linking to the table tops trapezoid, square and rectangular; available in widths of 60 and 75 cm. The table tops have an angle of 60°.



Melamine with black ABS edge

Map Table is available in all table top shapes and sizes in melamine soft light. Up to five tables can be stacked at a time.



Veneer

Map Table Home Desk 150 x 75 cm is available in light and dark oak veneer. Due to its sensitive surface, the veneer table top is not stackable.



Glides

The basic dark plastic glides are designed to level out uneven floors by up to 1,5 cm. Optional stick-on felt rings included.



Brakeable castors

The rectangular and square tables can be fitted with a maximum of two castors. By the use of castors, the tables can be flexibly rearranged by one person and it is easier to stack them. The basic dark castors have a diameter of 50 mm.



Modesty panel

The modesty panels made of aluminium are available in basic dark and soft light, and can be fitted to a holder attached under the table top without the need of any tools. To stack the tables detach the modesty panel.




Table connectors

The swivel table connectors in basic dark are mounted to the underside of the table. They can be connected without the need of any tools by twisting them together and are particularly suitable for use with individual tables in constantly alternating configurations. Available for the square, rectangular and trapezoid tables with a depth of 75 cm.



Cable holders

The cable holders are available in a set of five and can be directly screwed on to the underside of the table irrespective of the strut. The holders are used for cable routing.



Cable belt

The elastic cable belt is fitted with accessory hooks and hung on the strut of the 150 x 75 cm rectangular table top. It is used for cable routing.

**Individual table**

Map Table is used as a stand-alone table and the tables can be flexibly positioned in the room.

**Stackable tables**


Map Table is used as a stand-alone table where the tables are particularly suitable for arrangement in rows and, if required, can be stacked.

**Fixed table systems**

Map Table is used as a fixed system where the table tops are connected by the column bases.



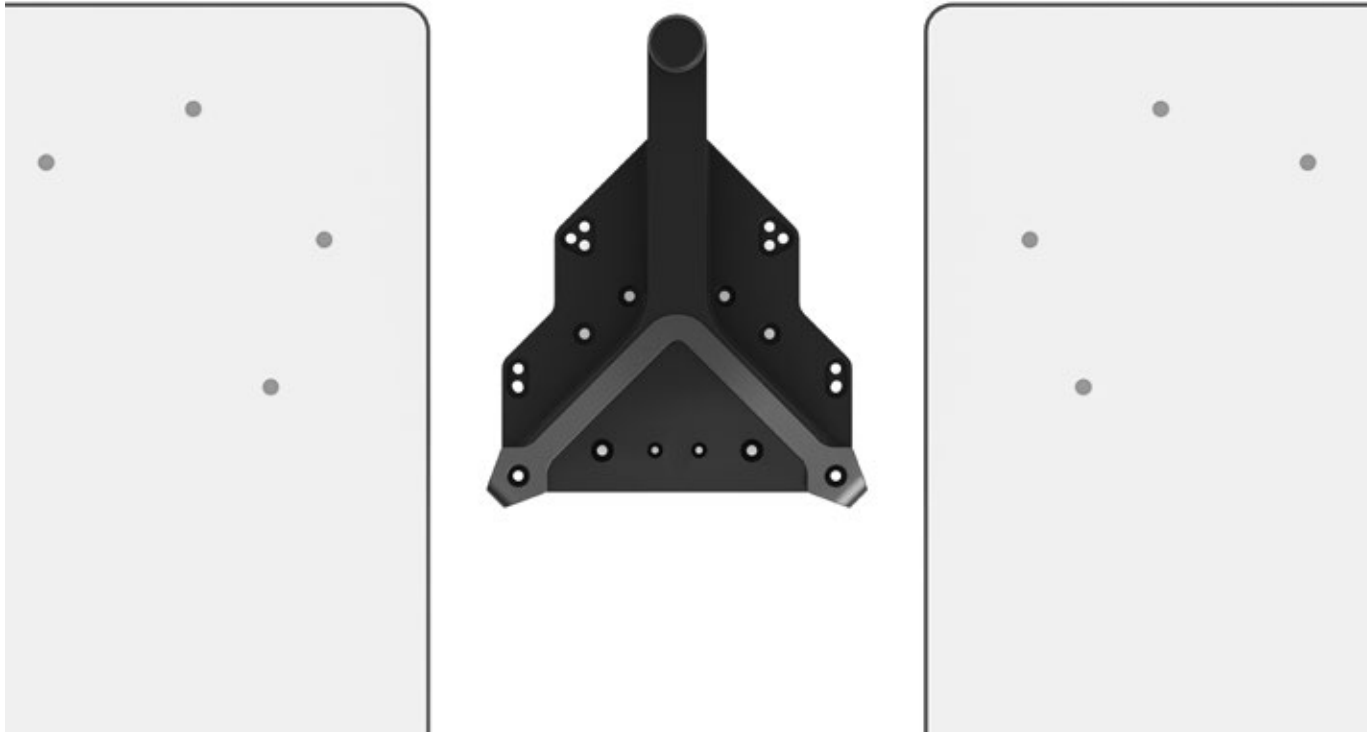
The column bases are mounted flush to the table top. Map Table can be flexibly used and table connectors prevent the configurations from sliding apart.



The column bases are slightly pushed in on one table side and on the other side mounted to overhang the table edge. This sleeve function holds Map Table in position and enables the stacking of up to five tables. Can be used with Map Table rectangular and square.



The column bases hold two table tops and increase the stability of the configuration by a fixed connection of the tables. This is an elegant solution for reducing the table legs. Can be used with Map Table rectangular, square and trapezoid.



Assembly

All table tops have four pre-defined bushings on the corners for mounting the column bases. The column bases are fitted with a die-cast zinc foot adapter to enable different arrangements in conjunction with the table top. This seemingly simple technical solution is numbered to enable diverse leg settings. Positioning holes


from 1-9 on the foot adapter enable different positions to be set using number combinations (e.g. 2 and 7). This makes it possible to set the tables flush against each other and to stack or link them.



Stackable tables

Up to five Map Tables in all formats and sizes can be stacked. Stacking protection on the foot adapter prevents the surface from being scratched. Due to its sensitive surface, Map Table in veneer

cannot be stacked. The use of castors additionally alleviates the stacking of rectangular and square tables.

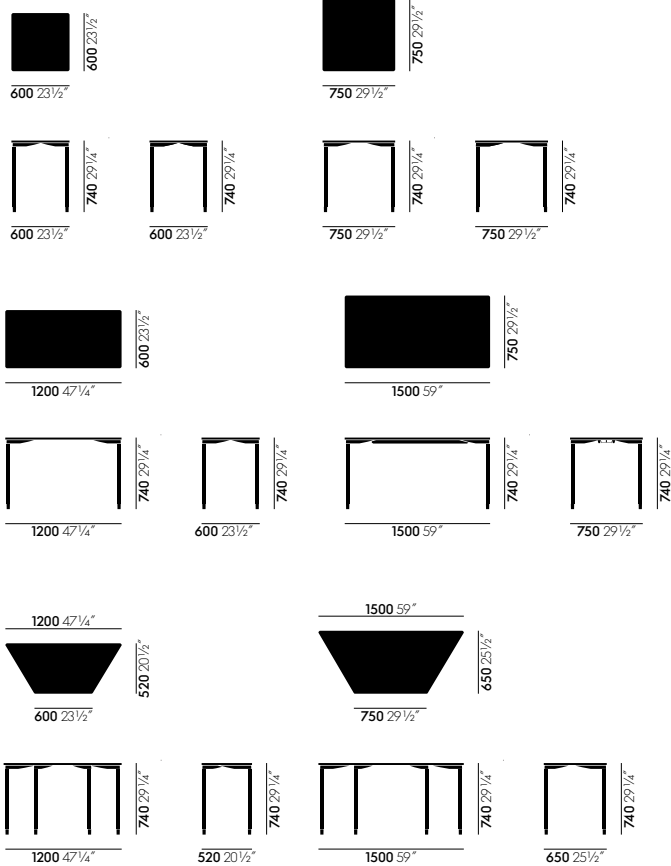


The table tops come in rectangular, square, trapezoidal and circular shapes and allow a multitude of configurations for a wide variety of applications. Whether individual tables, table areas gathered into islands or fixed together to form configura-

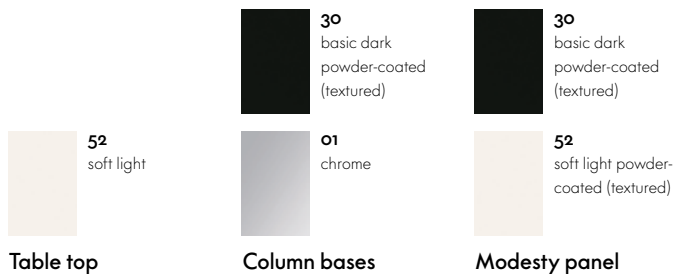
tions, identical or different table top shapes are easy to separate and recombine if required. With its discrete, functional aesthetic, the Map Table system will serve you well for a long time to come.

DIMENSIONS

vitra.



SURFACES AND COLOURS



The VCS (Vitra Configuration System) contains the entire product knowledge of the Vitra products and supports you when drawing up plans and quotations. Available from your Vitra retail partner or at vcs@vitra.com.

You can find planning data, further information and images on the Vitra Extranet for Architects: www.vitra.com/extranet. For a binding colour specification please order the Vitra colour and material samples box.

Art. no. 09142602

Vitra is represented worldwide. Your local Vitra partner can be found at: www.vitra.com.

www.vitra.com/maptable

