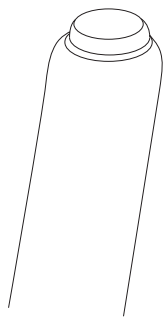


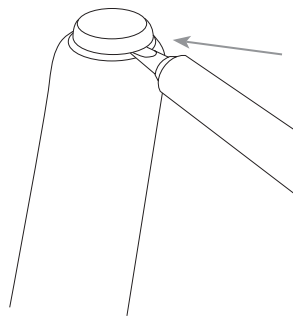
CHANGING GLIDES — WOOD BASE

Fiber Chair Series /
Nerd Chair Series /
Visu Chair Series

1
REMOVING PLASTIC GLIDES



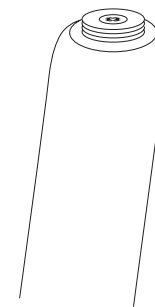
2
Place the screwdriver between the
base and the glide.



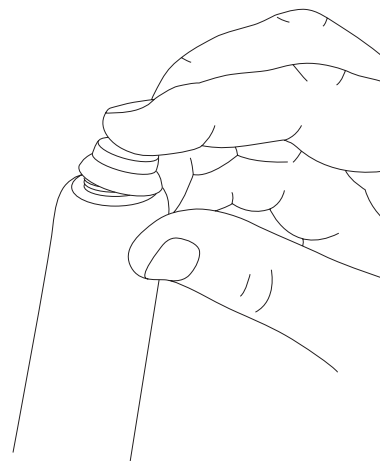
3
Remove the glide by turning
the screwdriver.



4
INSTALLING FELT GLIDES



5
Click on felt glide



6

